

Scaled data based on original data using
LM-79-08 Approved Method: Electrical and Photometric Measurements of Solid-
State Lighting Products

Test Report Prepared for
Cooper Lighting Solutions
(formerly Eaton)

Brand: McGRAW-EDISON

Report Number: P386110

Luminaire Tested: **GWC-SA1D-727-U-SLL-HSS**

Issue Date: 3/3/2020

Test Information

Test Method: LM-79-08
Report Number: P386110
TEST IS SCALED FROM IESNA LM-79-08 TEST DATA (G2-1903-205-27)
Test Lab: INNOVATION CENTER
Issue Date: 3/3/2020
Manufacturer: COOPER LIGHTING SOLUTIONS (FORMERLY EATON)
Product Line: MCGRAW-EDISON
Catalog Number: GWC-SA1D-727-U-SLL-HSS
Description: GALLEON WALL LUMINAIRE
(1) 70 CRI, 2700K, 1200mA LIGHTSQUARE WITH 16 LEDS AND SPILL LIGHT
ELIMINATOR LEFT OPTICS WITH HOUSE SIDE SHIELD
Light Source: -
Ballast/Driver: ELECTRONIC DRIVER

Summary

Lumens per Lamp: N/A
Luminaire Lumens: 5138 lumens
Efficiency: N/A
Efficacy: 76.7 lumens/watt
Luminous Opening: Rectangular (W 0.5' x L: 0.5' x H: 0')
IES Classification: Type III - Medium
BUG Rating: B1 - U0 - G1

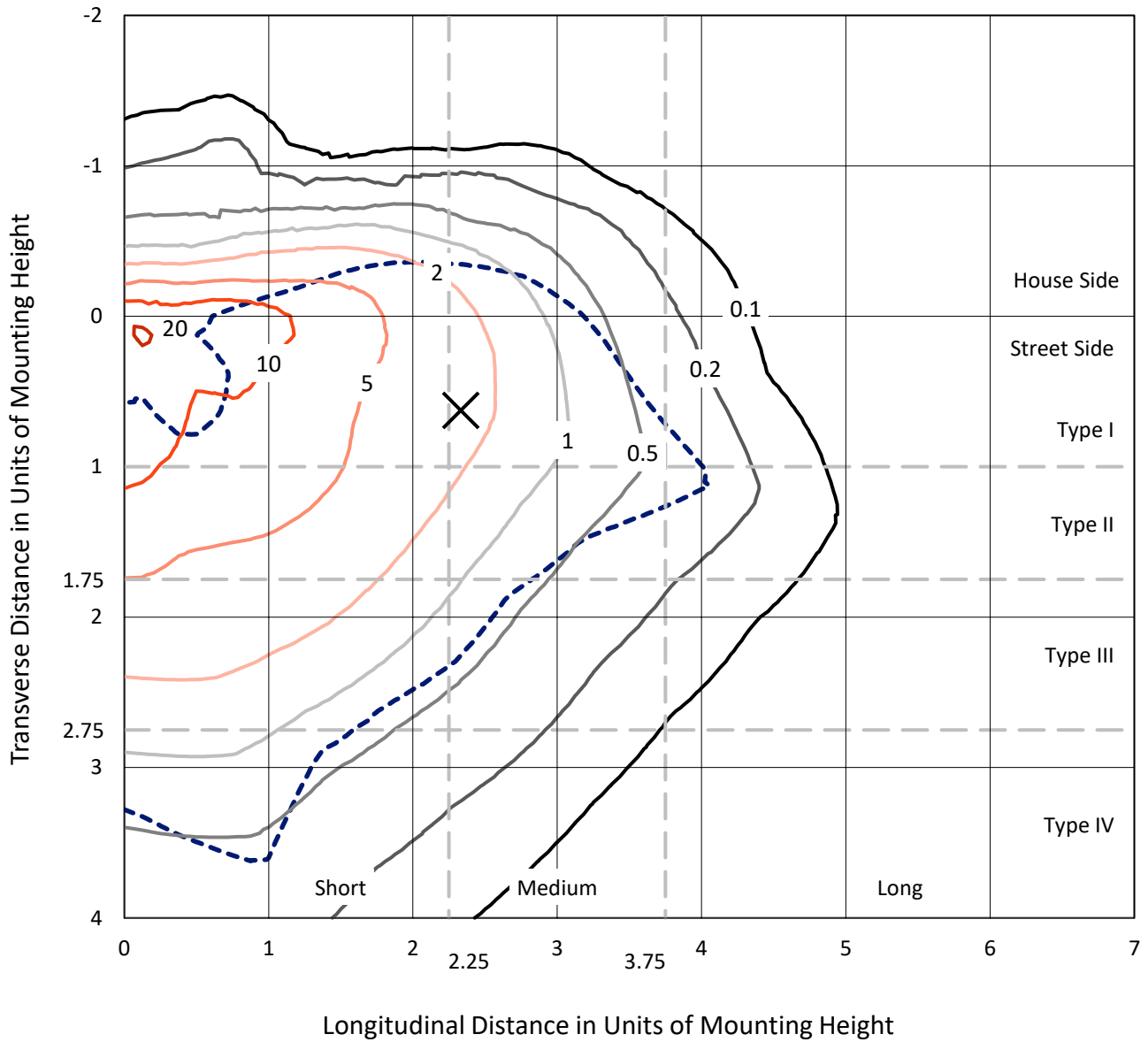
Input Watts (W): 67
Input Voltage (V): NR
Input Current (Ain): NR
Voltage Rise (V): NR
Power Factor: NR
Total Harmonic Distortion (THDi): NR
Frequency (hertz): 60
Stabilization Time: NR
Operation Time: NR
Ambient Temperature (°C): NR
Test Distance: 24 FT



REPORT NUMBER: P386110
 CATALOG NUMBER: GWC-SA1D-727-U-SLL-HSS

Iso-Footcandle Lines of Horizontal Illumination

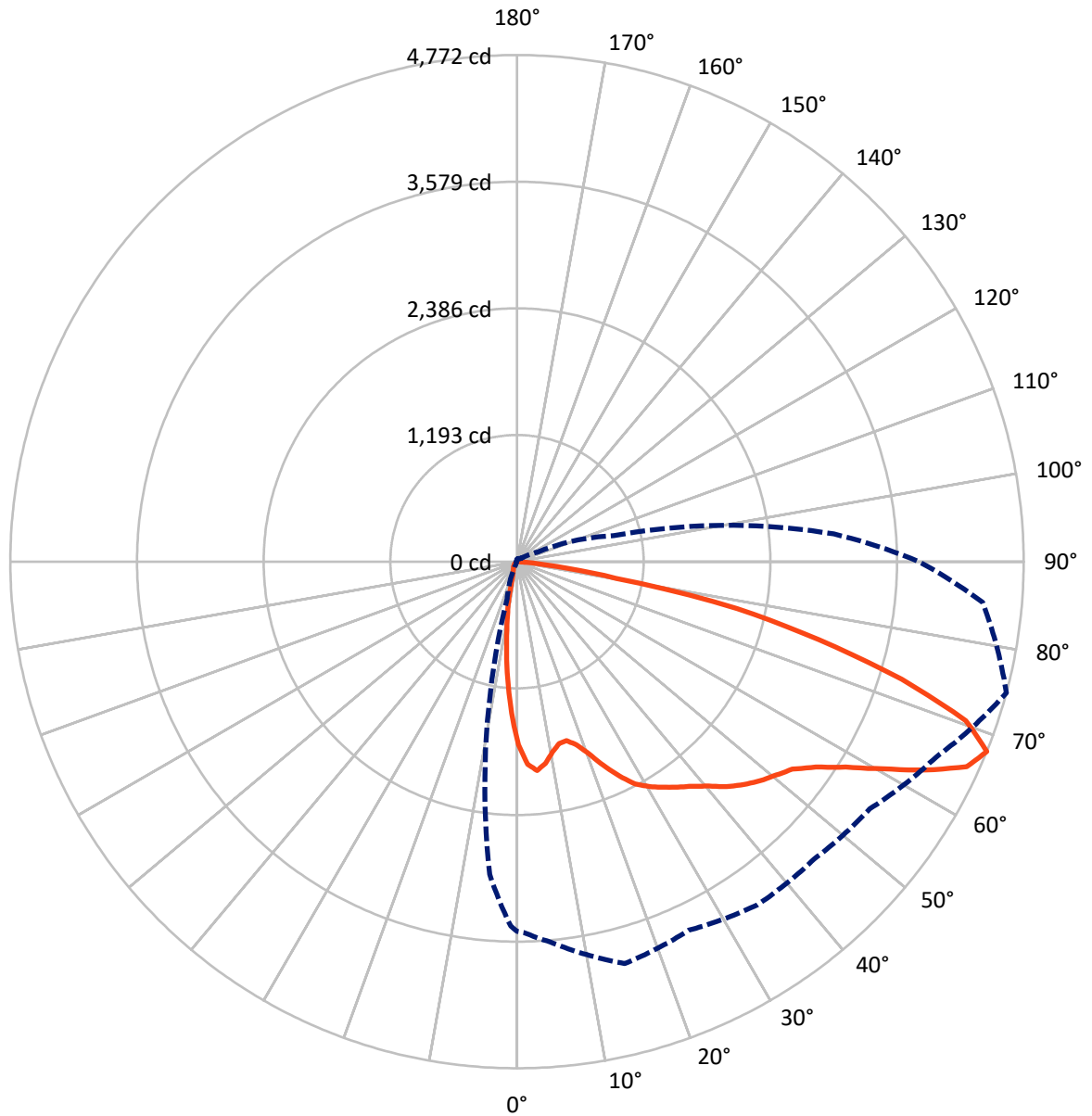
× Max cd
 - - - 1/2 Max cd



Based on 10 foot mounting height. Maximum calculated value = 22.3 fc
 Type III - Medium - N/A

REPORT NUMBER: P386110
CATALOG NUMBER: GWC-SA1D-727-U-SLL-HSS

Luminous Intensity Polar Plot



— Vertical Plane Through 75-Deg Lateral - - - Horizontal Cone Through 67.5-Deg Vertical

REPORT NUMBER: P386110

CATALOG NUMBER: GWC-SA1D-727-U-SLL-HSS

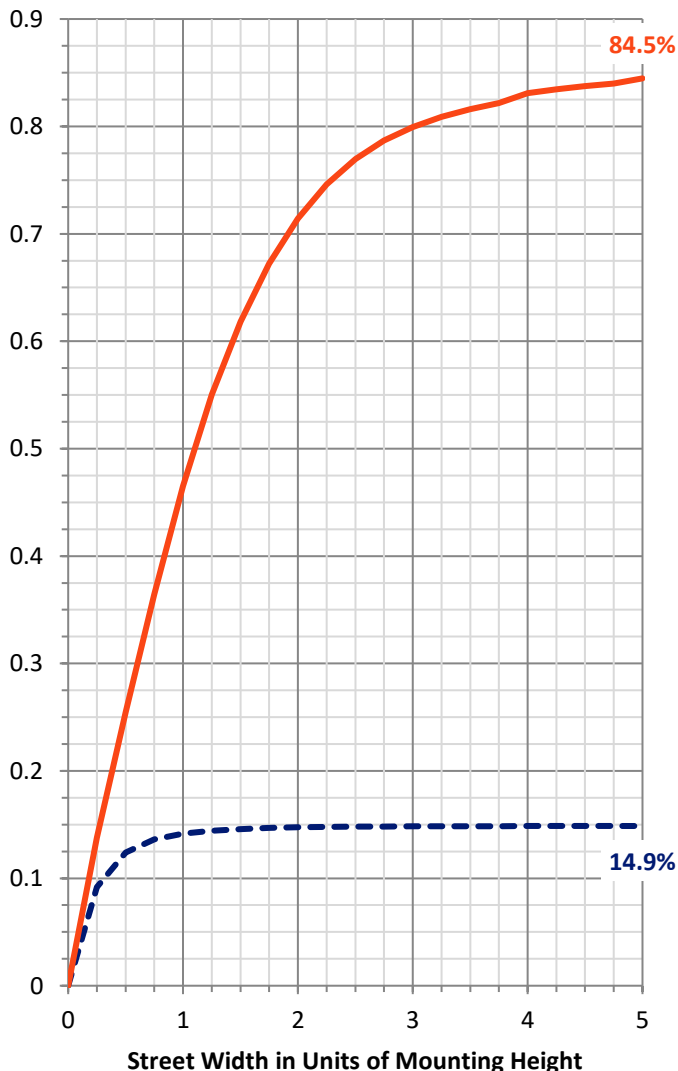
FLUX DISTRIBUTION:

		Downward	Upward	Total
House Side	Lumens	771.0	0.0	771.0
	% Fixture	15.0	0.0	15.0
Street Side	Lumens	4367.0	0.0	4367.0
	% Fixture	85.0	0.0	85.0
Total	Lumens	5138.0	0.0	5138.0
	% Fixture	100.0	0.0	100.0

ZONAL LUMENS:

Zone	Lumens	% Fixture
0°-10°	130.8	2.5
10°-20°	257.5	5.0
20°-30°	364.2	7.1
30°-40°	535.5	10.4
40°-50°	769.7	15.0
50°-60°	1083.5	21.1
60°-70°	1265.5	24.6
70°-80°	645.6	12.6
80°-90°	85.8	1.7
90°-100°	0.0	0.0
100°-110°	0.0	0.0
110°-120°	0.0	0.0
120°-130°	0.0	0.0
130°-140°	0.0	0.0
140°-150°	0.0	0.0
150°-160°	0.0	0.0
160°-170°	0.0	0.0
170°-180°	0.0	0.0
0°-90°	5138.0	100.0
0°-180°	5138.0	100.0

Coefficient of Utilization



REPORT NUMBER: P386110

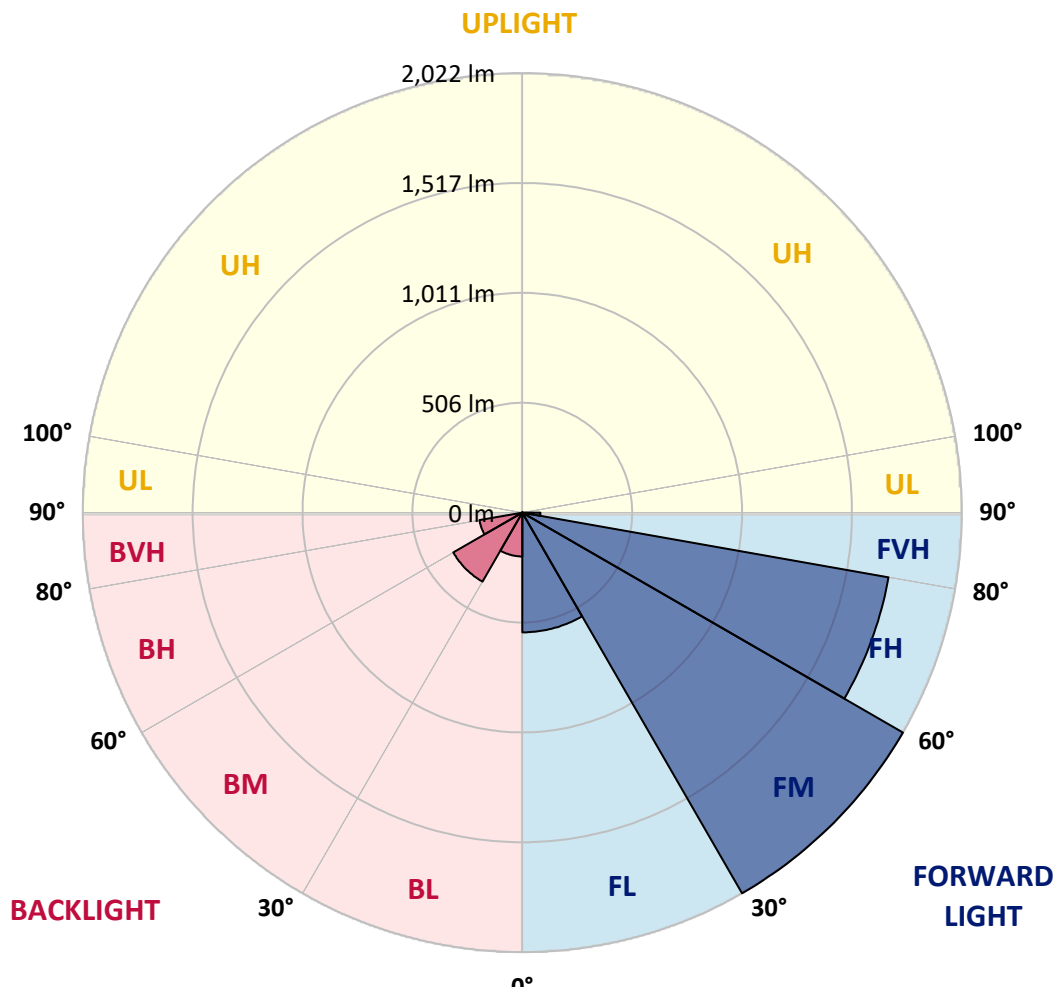
CATALOG NUMBER: GWC-SA1D-727-U-SLL-HSS

LUMINAIRE CLASSIFICATION SYSTEM LUMEN TABLE AND BUG RATING:

Zone	Lumens	% Fixture	Zone Rating/Lumen Limit		
			B	U	G
FL (0°-30°)	550.8	10.7			
FM (30°-60°)	2022.2	39.4			
FH (60°-80°)	1710.8	33.3			G1/1800
FVH (80°-90°)	83.2	1.6			G1/100
BL (0°-30°)	201.6	3.9	B1/500		
BM (30°-60°)	366.5	7.1	B1/1000		
BH (60°-80°)	200.3	3.9	B1/500		G1/500
BVH (80°-90°)	2.6	0.1			G0/10
UL (90°-100°)	0.0	0.0		U0/0	
UH (100°-180°)	0.0	0.0		U0/0	

BUG Rating: B1-U0-G1

Type III Medium





REPORT NUMBER: P386110

CATALOG NUMBER: GWC-SA1D-727-U-SLL-HSS

CANDELA DISTRIBUTION (FULL):

	0°	1°	5°	15°	25°	35°	45°	55°	65°	75°	85°
0°	1723.7	1723.7	1723.7	1723.7	1723.7	1723.7	1723.7	1723.7	1723.7	1723.7	1723.7
2.5°	1868.5	1871.5	1886.5	1921.6	1959.8	1962.7	1988.5	1962.0	1953.0	1910.2	1865.9
5°	1882.6	1893.8	1945.7	2048.6	2138.0	2166.7	2187.1	2135.0	2080.3	1975.6	1863.9
7.5°	1769.0	1787.7	1869.3	2062.5	2222.2	2292.8	2306.2	2224.6	2090.5	1918.2	1750.2
10°	1623.4	1644.9	1743.2	1980.7	2200.0	2321.0	2339.5	2232.6	2039.9	1825.2	1627.3
12.5°	1505.6	1530.7	1631.2	1888.7	2123.8	2257.7	2294.2	2205.6	1996.1	1759.2	1543.4
15°	1451.4	1480.1	1585.7	1829.3	2039.4	2144.8	2175.0	2136.7	1971.7	1748.8	1523.9
17.5°	1482.5	1513.7	1622.7	1834.5	1960.0	2005.1	2029.4	2045.0	1971.7	1811.8	1580.8
20°	1610.3	1643.9	1759.2	1886.3	1894.3	1877.5	1903.6	1958.3	1994.6	1931.6	1717.6
22.5°	1787.0	1826.4	1956.6	1975.1	1862.2	1798.7	1802.1	1888.0	2036.2	2083.4	1907.5
25°	2002.4	2050.6	2183.0	2107.5	1875.6	1751.7	1750.5	1830.1	2076.9	2235.6	2119.0
27.5°	2216.3	2269.4	2385.7	2269.2	1930.8	1743.2	1740.7	1812.5	2116.5	2370.9	2350.0
30°	2395.7	2447.3	2547.6	2386.2	1990.5	1763.1	1751.5	1831.3	2140.2	2458.8	2518.4
32.5°	2541.8	2583.1	2664.2	2466.8	2054.2	1801.8	1776.5	1881.4	2180.3	2533.0	2673.2
35°	2702.4	2746.0	2778.3	2543.5	2125.8	1857.6	1821.3	1961.0	2242.1	2608.4	2842.8
37.5°	2885.7	2929.0	2925.1	2613.6	2216.6	1949.8	1926.7	2087.1	2338.3	2683.2	3032.2
40°	3065.1	3109.3	3077.7	2690.2	2323.2	2101.9	2084.9	2276.5	2467.0	2778.8	3254.2
42.5°	3233.0	3280.9	3213.3	2762.8	2450.2	2293.7	2322.9	2520.3	2628.2	2896.6	3445.5
45°	3368.3	3417.2	3326.9	2833.3	2584.1	2526.4	2614.3	2790.5	2821.9	2996.2	3574.7
47.5°	3466.7	3512.9	3405.8	2903.9	2755.5	2810.9	2964.0	3073.8	2996.9	3082.6	3666.5
50°	3529.4	3565.5	3428.9	2992.3	2980.4	3142.9	3328.4	3381.9	3161.7	3160.5	3778.0
52.5°	3569.4	3585.7	3446.0	3084.5	3215.0	3504.4	3685.2	3702.0	3331.3	3246.1	3928.1
55°	3706.9	3720.0	3566.7	3196.2	3409.0	3821.0	4008.0	3992.4	3523.4	3413.8	4105.3
57.5°	3941.5	3955.4	3816.2	3356.9	3566.0	4016.7	4241.9	4269.8	3748.5	3649.4	4295.2
60°	4059.3	4085.1	4035.5	3560.4	3718.1	4141.8	4401.3	4490.6	4029.9	3960.0	4479.2
62.5°	3952.5	3989.9	4062.0	3786.0	3869.2	4210.7	4450.9	4569.7	4318.0	4321.9	4592.6
65°	3739.3	3769.2	3891.4	3909.6	3956.8	4202.2	4328.3	4459.2	4494.5	4654.4	4586.5
67.5°	3481.7	3492.9	3596.6	3919.4	3829.8	3946.1	3959.8	4056.6	4355.0	4772.2	4402.3
70°	3111.1	3117.1	3207.7	3593.5	3291.2	3316.7	3296.5	3316.2	3744.1	4485.3	3937.1
72.5°	2503.8	2519.1	2647.9	2984.2	2397.7	2323.9	2482.6	2473.8	2883.5	3789.4	2924.1
75°	1843.5	1870.0	2064.5	2403.8	1682.8	1522.2	1638.0	1668.9	2049.9	2931.2	1828.6
77.5°	1290.7	1310.4	1498.8	1767.0	1217.9	1088.5	1046.6	1083.3	1353.0	2120.4	921.2
80°	743.6	750.9	871.1	1020.3	820.7	939.0	850.7	876.0	810.7	943.4	396.2
82.5°	486.5	487.8	534.7	607.3	511.1	593.9	439.6	562.0	498.7	379.0	129.0
85°	262.9	264.3	310.1	431.0	289.4	163.6	96.1	197.4	308.4	86.9	35.3
87.5°	29.0	26.5	93.5	156.7	80.3	14.8	5.1	22.1	49.4	5.6	0.0
90°	0.0	0.0	0.0	0.0	0.0	0.0	0.0	0.0	0.0	0.0	0.0



REPORT NUMBER: P386110
 CATALOG NUMBER: GWC-SA1D-727-U-SLL-HSS

CANDELA DISTRIBUTION (continued):

	90°	95°	105°	115°	125°	135°	145°	155°	165°	175°	180°
0°	1723.7	1723.7	1723.7	1723.7	1723.7	1723.7	1723.7	1723.7	1723.7	1723.7	1723.7
2.5°	1843.2	1823.0	1772.6	1719.3	1676.5	1636.3	1595.9	1546.5	1508.3	1500.5	1487.9
5°	1803.8	1739.8	1634.1	1528.0	1442.6	1334.8	1266.4	1213.1	1161.0	1157.8	1147.4
7.5°	1666.0	1581.8	1433.1	1286.3	1166.1	1063.4	959.7	890.3	835.8	816.6	805.1
10°	1533.6	1438.9	1253.2	1085.8	978.4	887.7	814.6	742.1	676.4	631.1	610.7
12.5°	1441.1	1336.5	1131.8	987.4	910.5	824.4	735.3	644.7	569.1	514.5	481.2
15°	1405.4	1293.6	1091.1	948.5	853.6	744.5	630.6	527.2	443.2	393.8	363.9
17.5°	1447.9	1318.0	1088.0	901.0	768.4	632.8	507.0	384.8	305.7	268.2	249.0
20°	1556.0	1395.4	1086.8	842.9	667.1	500.4	343.4	253.1	205.2	184.2	175.2
22.5°	1708.9	1494.2	1096.5	785.4	561.8	357.5	237.1	186.0	161.4	150.2	145.1
25°	1905.5	1632.9	1124.0	733.3	462.7	266.8	184.7	155.8	138.5	129.7	126.1
27.5°	2115.1	1792.6	1166.8	688.1	382.1	212.7	158.2	133.4	121.0	114.9	111.5
30°	2287.9	1977.6	1210.2	637.7	323.7	185.5	144.8	121.7	107.3	103.4	100.3
32.5°	2439.0	2117.5	1240.8	592.2	285.5	164.8	130.9	108.8	99.1	91.5	88.1
35°	2595.5	2234.1	1239.8	560.3	259.2	149.2	119.3	97.4	85.7	76.9	74.2
37.5°	2764.9	2365.8	1218.7	533.0	247.8	136.8	112.7	91.3	79.6	70.8	67.4
40°	2963.3	2504.0	1197.0	507.5	244.6	126.8	108.1	86.4	74.0	65.5	62.1
42.5°	3156.6	2628.6	1178.0	488.5	231.0	126.6	103.9	82.8	69.6	61.3	57.4
45°	3311.1	2744.7	1174.4	477.1	216.6	130.9	101.7	80.3	66.2	57.9	54.3
47.5°	3439.6	2870.8	1197.7	469.0	203.0	119.5	107.1	78.6	63.0	55.0	50.9
50°	3592.5	3025.6	1252.7	455.9	188.6	107.6	122.7	79.1	60.4	52.1	47.7
52.5°	3805.7	3239.8	1333.6	433.7	168.9	96.6	120.7	79.6	57.4	48.9	44.5
55°	4044.7	3507.3	1420.4	397.0	141.4	82.3	103.4	76.2	51.8	45.5	41.4
57.5°	4295.9	3750.0	1472.0	353.2	112.4	71.1	82.8	69.4	45.8	40.9	38.2
60°	4335.3	3842.2	1448.4	299.4	89.3	61.8	61.3	70.6	40.9	36.0	34.1
62.5°	4237.2	3726.4	1334.3	251.4	74.7	54.3	50.4	61.6	37.0	32.1	30.2
65°	4048.6	3413.1	1149.3	226.6	69.4	46.5	41.9	43.3	32.4	28.0	26.3
67.5°	3786.2	2995.0	943.6	212.5	68.6	39.9	35.8	32.9	28.0	24.3	22.9
70°	3249.8	2495.0	752.8	204.7	66.7	33.6	30.2	26.8	23.4	20.7	19.5
72.5°	2391.8	1768.0	585.6	196.2	67.2	26.8	26.3	22.1	18.7	16.1	15.6
75°	1382.0	1010.1	384.1	158.9	64.0	20.7	21.9	15.6	13.1	11.2	11.2
77.5°	736.5	616.0	146.3	66.2	23.4	13.1	12.4	9.2	8.3	6.8	6.6
80°	321.0	271.1	44.1	18.5	12.9	7.1	4.6	4.1	3.7	2.9	2.7
82.5°	113.7	98.1	14.4	9.0	5.6	0.0	0.0	0.0	0.0	0.0	0.0
85°	25.8	18.5	0.0	2.2	0.0	0.0	0.0	0.0	0.0	0.0	0.0
87.5°	0.0	0.0	0.0	0.0	0.0	0.0	0.0	0.0	0.0	0.0	0.0
90°	0.0	0.0	0.0	0.0	0.0	0.0	0.0	0.0	0.0	0.0	0.0



REPORT NUMBER: P386110
 CATALOG NUMBER: GWC-SA1D-727-U-SLL-HSS

CANDELA DISTRIBUTION (continued):

	185°	195°	205°	215°	225°	235°	245°	255°	265°	270°	275°
0°	1723.7	1723.7	1723.7	1723.7	1723.7	1723.7	1723.7	1723.7	1723.7	1723.7	1723.7
2.5°	1462.1	1456.7	1425.1	1426.3	1431.9	1439.9	1420.9	1429.7	1453.3	1475.9	1484.5
5°	1130.6	1131.8	1112.6	1124.5	1135.2	1142.5	1111.8	1112.3	1131.0	1156.6	1170.0
7.5°	796.6	794.7	795.7	824.1	844.3	829.7	841.2	801.5	803.9	822.2	808.6
10°	592.2	565.4	550.3	571.7	593.9	585.8	566.1	553.2	562.2	582.4	581.0
12.5°	465.4	426.9	404.3	388.9	407.2	392.1	391.6	380.4	368.3	370.4	402.8
15°	350.0	322.0	295.2	270.7	270.2	265.1	239.0	209.8	207.4	208.8	225.6
17.5°	240.7	231.2	220.3	199.1	193.5	172.1	146.8	135.1	129.2	131.9	137.5
20°	169.2	165.5	166.7	155.3	147.3	126.8	112.0	107.3	106.4	109.0	111.7
22.5°	140.2	133.6	132.9	127.8	119.7	104.9	96.9	94.2	93.0	95.4	97.4
25°	122.7	116.1	113.4	110.3	101.7	91.5	86.6	84.2	83.0	84.5	85.7
27.5°	108.1	102.0	99.5	97.4	89.1	81.8	77.9	75.7	74.7	75.2	76.4
30°	97.1	91.8	88.6	85.9	78.9	73.7	70.3	68.2	67.2	67.2	68.4
32.5°	85.7	82.8	79.8	76.4	69.9	66.4	63.0	60.6	59.6	59.9	60.8
35°	71.3	70.3	71.1	67.9	62.3	59.4	56.0	53.3	52.6	52.8	53.8
37.5°	63.3	58.9	61.6	59.9	56.7	52.8	48.4	46.0	44.8	45.5	46.0
40°	58.2	52.8	50.9	52.6	52.1	45.8	41.9	39.4	38.5	38.7	39.2
42.5°	53.8	47.5	43.1	42.8	45.8	39.9	35.8	33.6	32.4	32.4	32.9
45°	49.7	42.8	37.5	33.3	38.5	33.8	29.9	28.0	26.5	26.5	26.8
47.5°	46.5	38.9	32.6	27.3	29.0	27.7	24.6	22.6	21.2	21.2	21.4
50°	43.6	35.0	28.2	22.9	21.7	22.9	20.0	17.8	16.8	16.6	17.0
52.5°	40.4	31.2	24.1	19.5	17.0	17.3	15.6	14.1	12.9	12.9	13.4
55°	37.2	28.0	20.9	16.6	14.1	12.9	12.4	11.4	10.5	10.5	11.0
57.5°	34.1	24.6	17.8	13.6	11.2	10.2	10.2	9.5	8.8	8.8	9.2
60°	31.2	21.2	14.6	11.2	8.8	8.5	8.8	8.0	7.5	7.5	8.0
62.5°	27.7	18.0	11.9	9.2	7.1	6.8	7.5	7.1	6.6	6.6	7.1
65°	23.6	15.3	9.5	7.1	5.4	5.4	6.3	5.8	5.4	5.4	5.8
67.5°	20.0	12.9	7.3	5.1	3.9	4.1	5.4	4.9	4.6	4.6	5.1
70°	16.6	10.0	5.1	3.2	2.2	3.2	4.1	4.1	4.1	4.1	4.6
72.5°	12.4	6.8	2.9	1.2	1.0	2.2	3.4	3.9	3.7	3.7	4.4
75°	8.0	3.9	1.0	0.0	0.0	1.2	2.7	3.2	3.2	2.9	3.7
77.5°	4.6	1.2	0.0	0.0	0.0	0.0	1.7	1.5	1.2	1.0	1.7
80°	1.2	0.0	0.0	0.0	0.0	0.0	0.0	0.0	0.0	0.0	0.0
82.5°	0.0	0.0	0.0	0.0	0.0	0.0	0.0	0.0	0.0	0.0	0.0
85°	0.0	0.0	0.0	0.0	0.0	0.0	0.0	0.0	0.0	0.0	0.0
87.5°	0.0	0.0	0.0	0.0	0.0	0.0	0.0	0.0	0.0	0.0	0.0
90°	0.0	0.0	0.0	0.0	0.0	0.0	0.0	0.0	0.0	0.0	0.0



REPORT NUMBER: P386110
 CATALOG NUMBER: GWC-SA1D-727-U-SLL-HSS

CANDELA DISTRIBUTION (continued):

	285°	295°	305°	315°	325°	335°	345°	355°	359°	360°
0°	1723.7	1723.7	1723.7	1723.7	1723.7	1723.7	1723.7	1723.7	1723.7	1723.7
2.5°	1518.8	1547.5	1587.9	1630.7	1696.7	1749.0	1800.4	1844.4	1861.5	1868.5
5°	1202.1	1244.2	1303.4	1379.3	1498.3	1605.4	1714.0	1823.3	1870.7	1882.6
7.5°	862.6	916.4	991.6	1086.8	1226.2	1364.9	1516.6	1677.0	1750.5	1769.0
10°	638.4	704.1	790.3	890.6	1023.7	1166.3	1331.6	1514.9	1598.9	1623.4
12.5°	453.0	541.8	657.2	779.1	894.5	1021.8	1189.0	1391.0	1479.1	1505.6
15°	266.0	351.9	488.5	651.8	799.5	928.5	1098.4	1327.5	1424.6	1451.4
17.5°	152.6	195.4	298.6	480.7	681.3	859.9	1070.0	1343.3	1457.7	1482.5
20°	116.6	130.2	172.1	309.6	543.0	792.5	1070.0	1432.9	1573.8	1610.3
22.5°	102.0	112.0	129.0	184.7	399.7	720.2	1082.4	1562.3	1746.6	1787.0
25°	90.5	99.5	114.2	139.0	272.6	634.3	1111.8	1721.3	1950.1	2002.4
27.5°	81.0	89.6	102.7	121.7	186.4	530.6	1151.5	1907.7	2174.5	2216.3
30°	72.5	80.6	92.5	105.9	143.8	413.0	1185.3	2083.4	2350.7	2395.7
32.5°	64.5	71.8	82.5	92.5	117.8	305.5	1189.0	2222.7	2497.0	2541.8
35°	57.0	63.5	73.3	81.0	97.6	241.2	1132.3	2343.4	2643.3	2702.4
37.5°	49.7	56.0	64.5	70.3	85.9	196.7	1045.6	2478.0	2830.9	2885.7
40°	42.8	48.4	57.2	61.1	81.3	151.1	951.4	2619.2	3014.9	3065.1
42.5°	36.5	41.9	50.4	57.9	71.3	112.9	849.7	2751.6	3180.4	3233.0
45°	30.4	36.0	44.5	61.3	59.1	84.5	740.9	2839.4	3311.1	3368.3
47.5°	24.6	30.9	42.6	58.4	47.2	62.1	654.7	2922.7	3410.2	3466.7
50°	19.7	26.0	47.9	52.1	38.7	47.5	618.7	2997.1	3475.2	3529.4
52.5°	16.1	21.9	45.3	39.9	32.4	39.2	638.2	3117.9	3535.3	3569.4
55°	13.4	17.3	27.3	27.7	27.5	33.3	662.3	3291.2	3690.8	3706.9
57.5°	11.7	13.9	19.0	21.4	23.1	29.7	662.8	3539.9	3931.5	3941.5
60°	10.0	12.2	15.8	17.3	20.0	26.5	638.7	3626.8	4026.2	4059.3
62.5°	8.8	10.7	13.1	14.4	16.8	23.9	582.2	3501.0	3896.2	3952.5
65°	7.8	9.7	11.0	12.2	14.8	21.4	489.2	3249.3	3680.6	3739.3
67.5°	6.8	8.5	9.7	11.0	13.4	19.0	360.2	2957.0	3433.1	3481.7
70°	6.1	7.5	8.8	9.7	11.7	16.1	218.6	2509.1	3090.9	3111.1
72.5°	5.8	6.8	8.0	8.8	10.2	14.1	110.7	1843.9	2470.9	2503.8
75°	5.1	6.1	7.3	7.8	9.0	12.2	45.0	1211.1	1790.6	1843.5
77.5°	4.1	5.6	6.6	7.1	7.8	10.0	22.9	774.0	1256.6	1290.7
80°	1.5	4.1	5.6	5.8	6.6	7.3	15.1	423.7	729.0	743.6
82.5°	0.0	2.7	4.4	4.1	4.6	5.6	9.7	201.5	481.2	486.5
85°	0.0	1.2	3.4	2.7	1.9	3.9	3.4	44.1	252.4	262.9
87.5°	0.0	0.0	0.2	1.2	1.0	1.5	0.5	0.2	22.9	29.0
90°	0.0	0.0	0.0	0.0	0.0	0.0	0.0	0.0	0.0	0.0

Signify Classified - Internal
Cooper Lighting Solutions Photometric Lab
1121 Highway 74 South
Peachtree City, GA 30269

Scaled Data Report



Report Generated By 670245982

Signify Classified - Internal
Cooper Lighting Solutions Photometric Lab
1121 Highway 74 South
Peachtree City, GA 30269

Scaled Data Report



Signify Classified - Internal
Cooper Lighting Solutions Photometric Lab
1121 Highway 74 South
Peachtree City, GA 30269

Scaled Data Report



Signify Classified - Internal
Cooper Lighting Solutions Photometric Lab
1121 Highway 74 South
Peachtree City, GA 30269

Scaled Data Report



Signify Classified - Internal
Cooper Lighting Solutions Photometric Lab
1121 Highway 74 South
Peachtree City, GA 30269

Scaled Data Report



--- HS — SS

Signify Classified - Internal
Cooper Lighting Solutions Photometric Lab
1121 Highway 74 South
Peachtree City, GA 30269

Scaled Data Report



u

Signify Classified - Internal
Cooper Lighting Solutions Photometric Lab
1121 Highway 74 South
Peachtree City, GA 30269

Scaled Data Report



Signify Classified - Internal
Cooper Lighting Solutions Photometric Lab
1121 Highway 74 South
Peachtree City, GA 30269

Scaled Data Report



Signify Classified - Internal
Cooper Lighting Solutions Photometric Lab
1121 Highway 74 South
Peachtree City, GA 30269

Scaled Data Report



Signify Classified - Internal
Cooper Lighting Solutions Photometric Lab
1121 Highway 74 South
Peachtree City, GA 30269

Scaled Data Report



(END OF REPORT)